








Previsió a curt termini

Mitjanes de l'estació

	 °C	 %	 hPa	 km/h	 mm/h	 °C
27 Sep	24.3 / 17.3	72.1	1015.1	3.2	0.1	25.6 / 18.3
28 Sep	23.2 / 17.9	69.8	1017.6	3.1	0.1	24.7 / 18.6
29 Sep	23.2 / 18.5	78.5	1016.9	2.8	0.0	25.3 / 20.2
30 Sep	23.8 / 18.3	75.5	1018.0	3.0	5.8	25.5 / 19.3
1 Oct	23.7 / 18.1	78.2	1017.3	2.6	0.0	25.7 / 19.5
2 Oct	24.0 / 18.2	79.4	1014.4	2.8	0.4	25.9 / 19.8
3 Oct	23.4 / 18.1	74.2	1014.7	3.2	0.2	25.0 / 18.9
4 Oct	22.5 / 16.7	74.5	1016.9	3.3	3.5	23.7 / 17.1
5 Oct	22.3 / 16.4	76.3	1019.3	1.9	0.0	23.7 / 17.3

Límits de l'estació

	 °C	 %	 hPa	 km/h	 km/h	 mm/h	 °C
27 Sep	28.4 2024	91.0 2019	1023.6 2021	17.7 2024	43.9 2024	0.3 2020	31.2 2021
	9.8 2020	27.4 2024	1005.4 2020	-	-	-	7.9 2020
28 Sep	26.2 2023	90.0 2022	1026.3 2024	17.7 2021	33.1 2023	0.6 2022	29.7 2021
	12.9 2024	45.0 2020	1004.4 2022	-	-	-	11.7 2024
29 Sep	26.1 2019	92.8 2019	1027.4 2021	19.3 2019	46.1 2022	0.2 2022	29.6 2023
	14.0 2022	55.6 2023	1002.4 2022	-	-	-	12.1 2022
30 Sep	28.9 2023	95.0 2021	1026.9 2021	14.4 2019	34.9 2022	17.5 2021	31.4 2023
	13.4 2022	43.7 2023	1005.2 2022	-	-	-	12.1 2022
1 Oct	26.7 2023	94.0 2019, 2021	1025.9 2022	11.9 2021	22.0 2020, 2022	0.0 > 3 casos	29.3 2019
	13.0 2022	46.2 2022	1006.1 2019, 2020	-	-	-	13.5 2022
2 Oct	25.6 2022	97.0 2021	1026.9 2022	16.6 2020	47.9 2020	2.0 2020	28.4 2023
	11.5 2020	52.2 2019	988.5 2020	-	-	-	11.0 2020
3 Oct	27.1 2023	93.0 2021	1027.6 2023	13.7 2021	29.5 2020	1.0 2021	30.6 2021
	10.4 2020	42.3 2020	997.0 2020	-	-	-	9.4 2020
4 Oct	27.2 2023	95.0 2021	1027.8 2023	23.0 2021	34.9 2021, 2023	17.6 2021	30.5 2023
	12.5 2021	35.2 2020	1003.8 2020	-	-	-	9.1 2021
5 Oct	24.7 2021	90.0 2019	1027.3 2023	11.9 2021	23.8 2022	0.0 > 3 casos	27.4 2023
	11.8 2020	46.0 2021	1010.1 2020	-	-	-	10.1 2020

Almanac

